



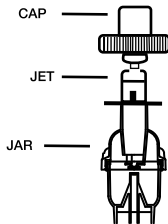
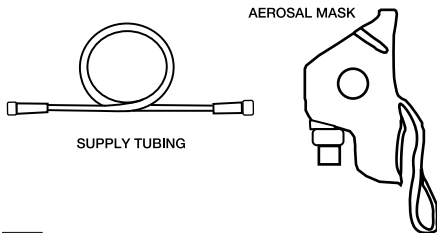
Nebulizer

With Aerosol Mask and Tubing

MS-22886

DISPOSABLE: FOR SINGLE PATIENT USE. NOT INTENDED FOR REPROCESSING.

⚠ CAUTION: Federal law (USA) restricts this device for sale by or on the order of a physician.



LOT

UDI




(01) 0 0816703 02593 2



Made in China

Directions for Use:

NOTE: These directions are general guidelines intended for use by qualified medical personnel.

 **WARNING:** Be sure all connections are secure.

1. Place prescribed solution into the nebulizer jar.
2. Attach cap to nebulizer jar with a clockwise rotation.
3. Insert the nebulizer into tee.
4. Connect the mouthpiece to the tee. Discard mouthpiece if not used.
5. Attach the supply tubing between the gas source and nebulizer.
6. Set gas flow to 4-8 LPM. Check for aerosol mist; if necessary, tap the device until it begins to nebulize.
7. During treatment, periodically tap nebulizer to minimize residual volume.



Manufactured for:
MedSource Labs, LLC
8600 Shelby Court
Chanhassen MN, 55317 USA
www.medsourcelabs.com
MSL-REG-LQR-9405, REV. 08